


RT

GRASS SEED



# Football & Rugby

## R14 Football & Rugby Pitches

25%	Columbine	Perennial Ryegrass
25%	Poseidon	Perennial Ryegrass
25%	Berlioz 1	Perennial Ryegrass
25%	Greenfair	Perennial Ryegrass

-  Sowing Rate: 30-40g/sq.m
-  Overseeding Rate: 20-30g/sq.m
-  Sowing Depth: 12-15mm
-  Mowing Height: Down to 15mm

- \* Superior wear tolerance and very fast establishment
- \* High shoot density
- \* Highly recommended for sports pitch renovation and construction

## R15 **NEW FOR 2013** Football & Rugby Pitches



30%	Columbine	Perennial Ryegrass
30%	Poseidon	Perennial Ryegrass
20%	Berlioz 1	Perennial Ryegrass
20%	Greenplay	Smooth Stalked Meadow Grass

-  Sowing Rate: 25-35g/sq.m
-  Overseeding Rate: 15-20g/sq.m
-  Sowing Depth: 6-15mm
-  Mowing Height: Down to 20mm

- \* Fast establishment and extra tensile strength once established
- \* Improved stability and persistency
- \* Highly recommended for sports pitch construction

## R314 **NEW FOR 2013** Rye – Cool Growth Blend with Tetraploid Technology

20%	Tetragreen	Perennial Ryegrass
30%	Axcella	Annual Ryegrass
50%	Greenfair	Perennial Ryegrass

-  Sowing Rate: 35-45g/sq.m
-  Overseeding Rate: 30-40g/sq.m
-  Sowing Depth: 12-25mm
-  Mowing Height: Down to 20mm

- \* Unique three way rye blend for cool temperature germination and growth
- \* Superior winter disease tolerance
- \* Highly recommended for maintaining sward cover under winter wear pressure

## R311 Drought Tolerance for Sports Pitches

35%	Grande	Rhizomatous Tall Fescue
30%	Greenbrooks	Tall Fescue
30%	Scorpion II	Tall Fescue
5%	Tetragreen	Perennial Ryegrass

-  Sowing Rate: 40-50g/sq.m
-  Overseeding Rate: 30g/sq.m
-  Sowing Depth: 15-25mm
-  Mowing Height: Down to 25mm

- \* Deep rooting capability
- \* High tensile strength, stability and recovery
- \* Highly recommended for drought, especially with wear

